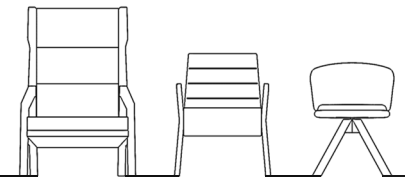




KNIGHTSBRIDGE
DISTINCTIVE BRITISH FURNITURE

Revit User Guide


Version 1 | **Revit** 2014 January 2020



Knightsbridge Furniture | Revit User Guide

Contents

Introduction	03
Extent of Range	04
Loading	05
Materials	06
Sustainability	07
Thank You	08

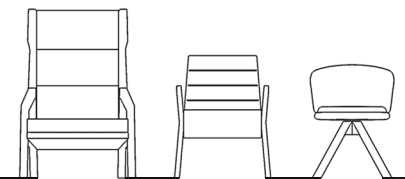



Introduction

At Knightsbridge, we pride ourselves on creating and building distinctive British furniture for over 80 years from our site in Yorkshire. From the timber mill, to facilitating the entire production process even the delivery of our products, we ensure our products don't leave our factory unless we are 100% happy with them.

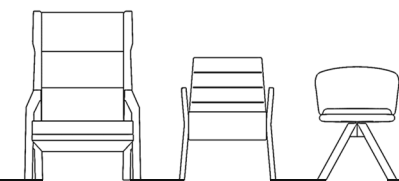
This has inspired customer loyalty and ensured Knightsbridge's place at the forefront of its industry. Knightsbridge's in house team of skilled craftsmen, designers and R&D specialists deliver furniture suitable for a number of industries, including Healthcare, Hospitality and Corporate.

Our **Dorset** Coffee, Occasional and Dining Tables offer heat resistant laminate tops providing a practical work surface for contract use, and are available in five standard and four special finishes. The mild steel base comes in EPC Black as standard. The range is well suited for Healthcare & Care environments.



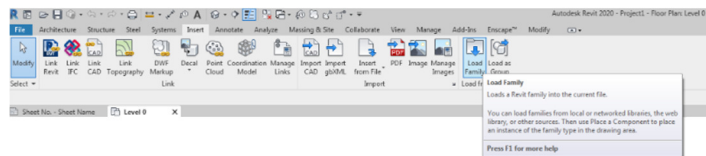
Extent of Range - DORSET

DORSET-C-C450	Dorset Ø450mm Circular Coffee Table
DORSET-C-C600	Dorset Ø600mm Circular Coffee Table
DORSET-C-C750	Dorset Ø750 mm Circular Coffee Table
DORSET-C-E800x500	Dorset 800x500mm Elliptical Coffee Table
DORSET-C-R900x450	Dorset 900x450mm Rectangular Coffee Table
DORSET-C-S450	Dorset S450mm Square Coffee Table
DORSET-C-S600	Dorset S600mm Square Coffee Table
DORSET-D-C750	Dorset Ø750mm Dining Tables
DORSET-D-C900	Dorset Ø900mm Dining Tables
DORSET-D-C1100	Dorset Ø1100mm Dining Tables
DORSET-D-R1200x750	Dorset 1200x750mm Rectangular Dining Tables
DORSET-D-R1800x900	Dorset 1800x900mm Rectangular Dining Tables
DORSET-D-R2400x900	Dorset 2400x900mm Rectangular Dining Tables
DORSET-D-S600	Dorset 600x600mm Square Dining Tables
DORSET-D-S750	Dorset 750x750mm Square Dining Tables
DORSET-D-S900	Dorset 900x900mm Square Dining Tables
DORSET-O-C450	Dorset Ø450mm Circular Occasional Table
DORSET-O-C600	Dorset Ø600mm Circular Occasional Table
DORSET-O-C750	Dorset Ø750 mm Circular Occasional Table
DORSET-O-E800x500	Dorset 800x500mm Elliptical Occasional Table
DORSET-O-R900x450	Dorset 900x450mm Rectangular Occasional Table
DORSET-O-S450	Dorset 450x450mm Square Occasional Coffee Table
DORSET-O-S600	Dorset 600x600mm Square Occasional Table
DORSET-P-C600	Dorset Ø600mm Circular Poseur Table
DORSET-P-S450	Dorset 450x450mm Square Poseur Table

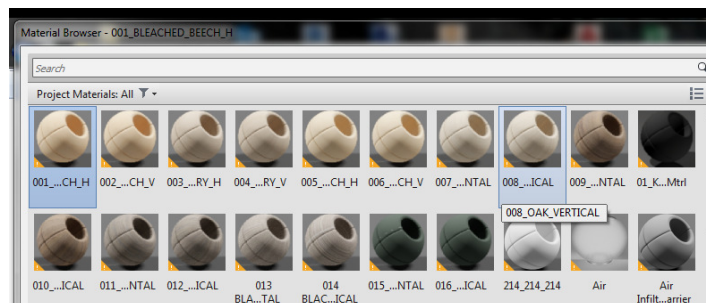


Loading

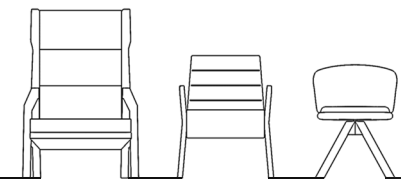
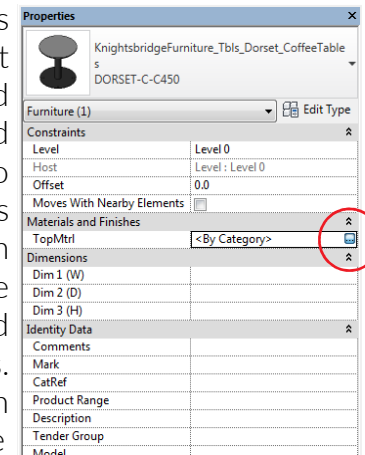
The simplest way to load an object in to your project is to drag it direct from the folder you've saved it in. Alternatively, once you've saved the family in an appropriate location, you can browse to that location via the Load Family panel in the Insert tab.



Once your new family is loaded into your project you can manipulate its materials and finishes. Our standard timber/table top finish are preloaded in the BIM file, so no need to set these up, but we've also included the Jpegs in the zip file.



To access the materials and finishes panel just select your already loaded object (it'll turn blue) and click the radial button to open the Materials browser. Here you can assign one of our preloaded standard timber/table top materials. For fabrics, we offer an extensive range in a wide choice of colours and patterns from leading UK manufacturers.




Materials

Table Tops

All our **Dorset** table tops consist of a 25mm thick MDF core laminated on both sides, and are available in two edge profiles. Each come in a choice of five standard and four special top finishes.


Standard top finishes

Black, Walnut, Natural Beech, Oak and White



Special top finishes

To match Wenge, Ash Black, Cherry and Bleached Beech frames



Edge Profiles

Available edge profiles for our **Dorset** table range are LP2 and SL25

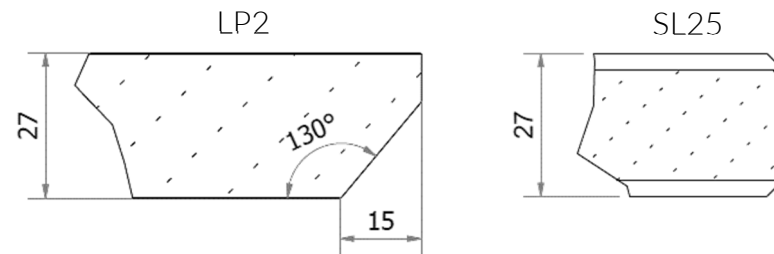
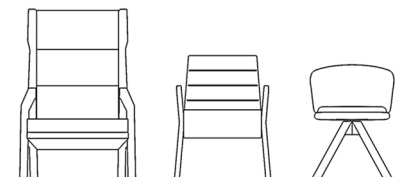


Table Base

The table base is EPC Black Mild Steel as standard.



Sustainability

We recognise that our day to day activities impact on the environment in a number of ways and as a result are committed to. Minimising the potentially harmful effects of such activities.

Continually improving our environmental performance through a coordinated environmental management system.

Setting environmental objectives and targets and monitoring the progress of subsequent actions.

Promoting sustainable development through continual improvement.

With this in mind we have attained the coveted ISO14001 environmental management system and membership of FISP demonstrating sustainable excellence.


We are FSC® Chain of Custody certified to supply products from responsibly managed forests (FSC® C041433). We also hold PEFC Chain of Custody certification to supply products from sustainably managed forests.

As a market leader, we provide products and services that meet and exceed the requirements and expectations of our customers.

This is achieved through the effective and efficient operation of our ISO 9001 quality management system which ensures that specified quality standards are maintained throughout our manufacturing process and customer service ethics.

As a member of ACID (Anti Copying in Design) we have a commitment to original ideas, designs and technologies to help create an environment where greater consideration of design and healthy competition allows us to develop quality products and services for our customers.

Membership of leading industry bodies BCFA (British Contract Furnishing Association) demonstrates responsibility to maintain levels of excellence throughout the business and gain in-depth knowledge of the changing requirements of our target markets.



Thank You

This Revit Family has been created by Knightsbridge Furniture Productions Ltd. We really hope it helps aid your space planning and visualisation needs. We've taken great care to make sure these digital components represent their physical counterparts as accurately as possible.

We've decided to produce all our content in Revit 2014 so that they are accessible to as many of you as possible, because as you know Revit is not backwards compatible. The files will automatically update to whatever version you open it in.

As well as RFA files we've also included traditional 2D and 3D AutoCAD files.

We appreciate any feedback and welcome you to get in touch. So, if you have any questions or queries please just drop us a line at - enquiries@knightsbridge-furniture.co.uk or give us a call on 01274 731900.

Thank you for your continued support.

